


Printable Mother's Day Card



WHAT YOU'LL NEED:

- Markers or pencils
- Any additional materials (like glitter, feathers or washi tape - optional)
- Printer (if using PDF)




INSTRUCTIONS:


Step 1: Print out the card template on the second page. Be sure to select 'actual size' and make sure to have 'print on both sides' unselected.

Step 2: Colour and decorate the card template to your heart's desires. We've left the inside of the card blank for you to write an extra special message for mum!

Step 3: Fold the card along the centre line. Don't forget to write your name at the back.

Step 4: Gift the card to mum - she'll love it!





Lots of love from:

